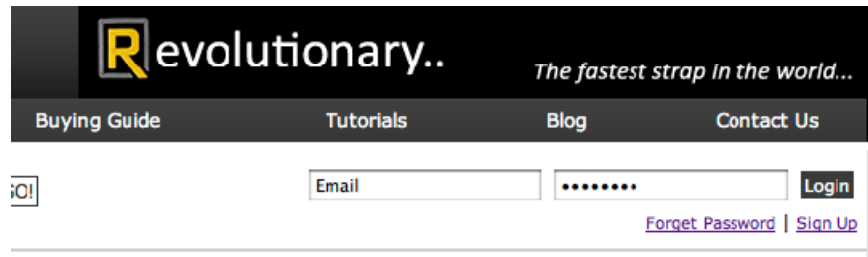


Red Dot Photo Buying Guide

At **Red Dot Photo**, we build our Ecommerce operations to ensure an easy and hassle-free buying experience so that you can spend more time shooting great pictures. We understand – *because every click matters*.

How to buy from Red Dot Photo?

For **new customers**, you can register for a shopping account by clicking [Sign Up](#) on the top right hand corner.



You will be directed to a registration page to fill up the necessary details.

Currently our Ecommerce system is catered for customers with Singapore-based address. **For overseas purchases from rest of the world, kindly send us an email stating the items that you will like to purchase and we will reply to you.**

Once you have submitted your registration form with all necessary details, an email confirmation will be sent to you. Follow the instructions in the email.

You can now log in with your email and password to begin your purchase.

Shopping Cart and Wishlist

For any item that you wish to purchase immediately, you can simply go to the item's page and click **Add to Cart**. Fill in the quantity that you like to purchase and click **Add to Cart**. Notice that the Shopping Cart logo on the top right side of your page will increase by 1. This means that the item has been successfully added to the shopping cart.

If you wish to buy other items, simply go to the left product bar and continue your shopping by clicking the desired group of products and choosing any item.



Wishlist


Wishlist is simply a list of items that you can build on to purchase in the near future. It will be saved to your personal account and the items in it can be easily added to your Shopping Cart whenever you will like to purchase them.


To add items to Wishlist, simply click **Add to Wishlist** on the product page.

To purchase items already in your Wishlist, click on the Wishlist logo and choose the item and **Add to Cart**. Once item is added to shopping cart, it will be removed from your Wishlist.

Search:

Welcome Alan
[\[Edit Particulars\]](#)
 (1)  (2)

Shopping cart  Alan's Shopping Cart **Wishlist cart**

Product Name	Quantity	Subtotal (SGD)	Update	Remove
 Phottix BP-450D Premium Grip	<input type="text" value="1"/>	<input type="text" value="100"/>	<input checked="" type="checkbox"/>	<input type="checkbox"/>

Total (SGD):

Product Bar

Collection Mode
 Pickup
 Post

Payment Mode
 Cash on Delivery

Product Pickup Point
 [Cash on Delivery]

Please ensure all details are accurate before submitting order.

- ◆ Remotes
- ◆ Straps
- ◆ Battery grip
- ◆ Camera Batteries
- ◆ Nissin Flash
- ◆ Flash Triggers/Cords
- ◆ Books
- ◆ Flash Diffusers
- ◆ Geo Tagging
- ◆ AA Batteries and Chargers
- ◆ Filters
- ◆ Lens Hood
- ◆ Cleaning Kits
- ◆ Gaffer Tape
- ◆ Dry Cabinet
- ◆ Miscellaneous
- ◆ Studio products

Edit and Remove items

To edit any items in your shopping cart, click the shopping cart logo on the top right corner of the page. On the particular item to edit, you can change the quantity by typing the correct number you wish to purchase and click the Update tick (✓). The Subtotal will be updated accordingly to your quantity.

To remove the item, click on the Remove cross (×). Click **Ok** to confirm. Click **Cancel** to go back.

Collecting your items

You can choose either **Pick Up** or by **Post** and the respective options will be revealed.

Summary:

Pick Up: Meet up at designated locations around Singapore and payment is by cash. We will contact you to arrange for a meet up as soon as possible after we receive the order confirmation. Examples of collection locations include Macpherson / Lakeside / Tampines/ Braddell/ Potong Pasir / Tai Seng MRT etc. Do contact us for more details (enquiries@reddotphoto.com.sg) or directly to Fisher 91862624.

Note: Some items will only be reflected in certain branches. If your item is not reflected in your desired location, let us know by dropping us an email and we will make arrangements for you.

Postage: Items will be send to you via post. You can choose Registered Mail or Regular mail. You have an option to pay via Bank Transfer or Paypal. For Paypal payment, you will be lead to a http-secured page in Paypal to make your payment.

Click [Confirm Order & Check Out](#) once you have finalised the options. You will then receive an Order Confirmation via your email. Kindly follow the instructions there.

Exceptions

For Dry Cabinet purchases, the delivery team will contact you to arrange for delivery at your designated location within 48 hours. Warranty will be issued by them upon delivery of Dry Cabinet to your door step. Warranty start date will also be triggered at the point of delivery.

Add new items and cancellation of items before meet up

If you would like to add or cancel any items after receiving your Order Confirmation via email, no fear! Kindly contact our personnel based on the contact number reflected on the Order Confirmation.

Happy Shopping!